

Scaled data based on original data using
LM-79-08 Approved Method: Electrical and Photometric Measurements of Solid-
State Lighting Products

Test Report Prepared for
Cooper Lighting Solutions
(formerly Eaton)

Brand: McGRAW-EDISON

Report Number: P386277

Luminaire Tested: **GWC-SA1D-830-U-SL4**

Issue Date: 3/3/2020

Test Information

Test Method: LM-79-08
Report Number: P386277
TEST IS SCALED FROM IESNA LM-79-08 TEST DATA (G2-1903-205-24)
Test Lab: INNOVATION CENTER
Issue Date: 3/3/2020
Manufacturer: COOPER LIGHTING SOLUTIONS (FORMERLY EATON)
Product Line: MCGRAW-EDISON
Catalog Number: GWC-SA1D-830-U-SL4
Description: GALLEON WALL LUMINAIRE
(1) 80 CRI, 3000K, 1200mA LIGHTSQUARE WITH 16 LEDS AND TYPE IV SPILL
LIGHT ELIMINATOR OPTICS
Light Source: -
Ballast/Driver: ELECTRONIC DRIVER

Summary

Lumens per Lamp: N/A
Luminaire Lumens: 6256 lumens
Efficiency: N/A
Efficacy: 94.8 lumens/watt
Luminous Opening: Rectangular (W 0.5' x L: 0.5' x H: 0')
IES Classification: Type IV - Short
BUG Rating: B1 - U0 - G3

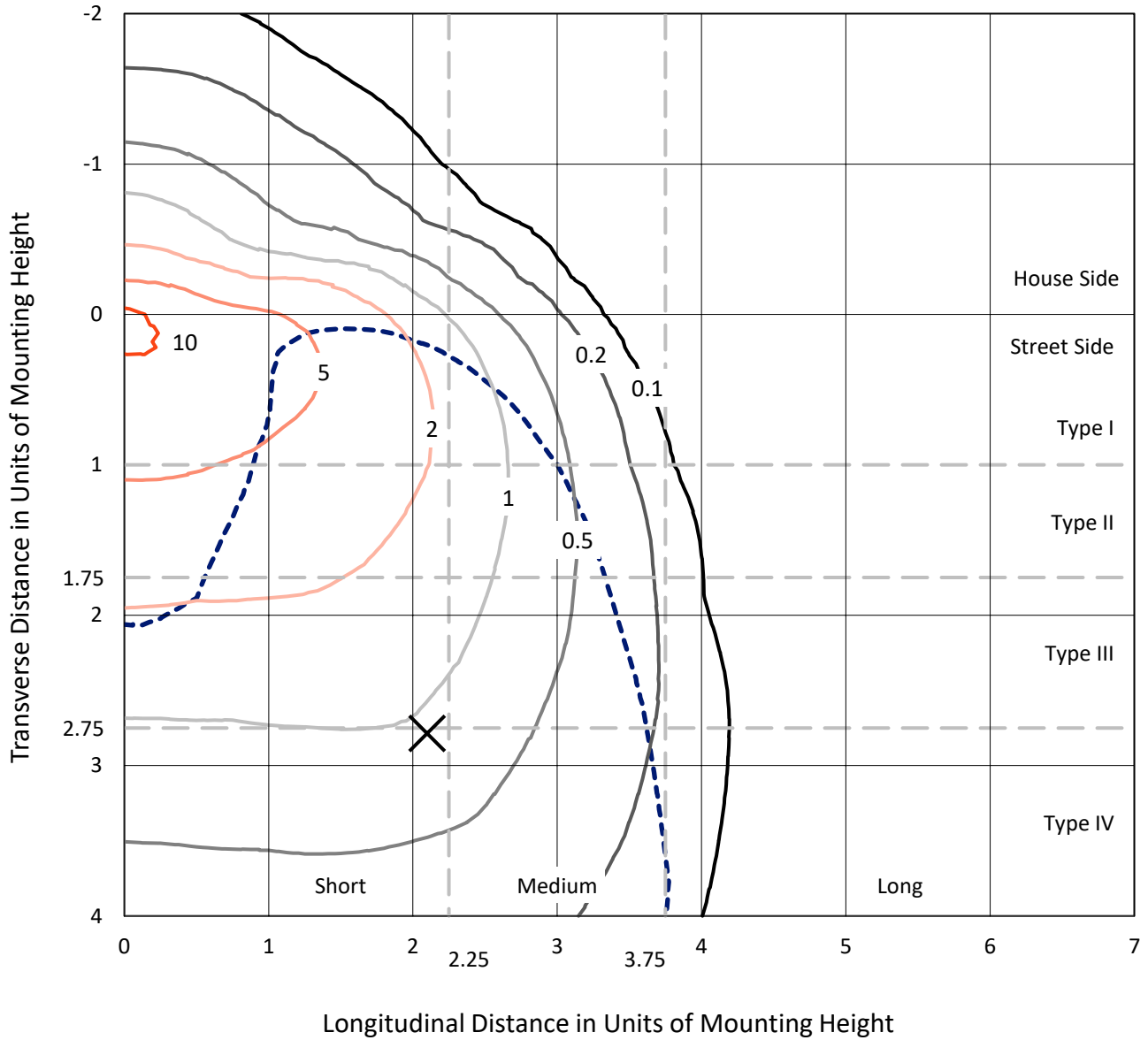
Input Watts (W): 66
Input Voltage (V): NR
Input Current (A_{in}): NR
Voltage Rise (V): NR
Power Factor: NR
Total Harmonic Distortion (THDi): NR
Frequency (hertz): 60
Stabilization Time: NR
Operation Time: NR
Ambient Temperature (°C): NR
Test Distance: 24 FT



REPORT NUMBER: P386277
 CATALOG NUMBER: GWC-SA1D-830-U-SL4

Iso-Footcandle Lines of Horizontal Illumination

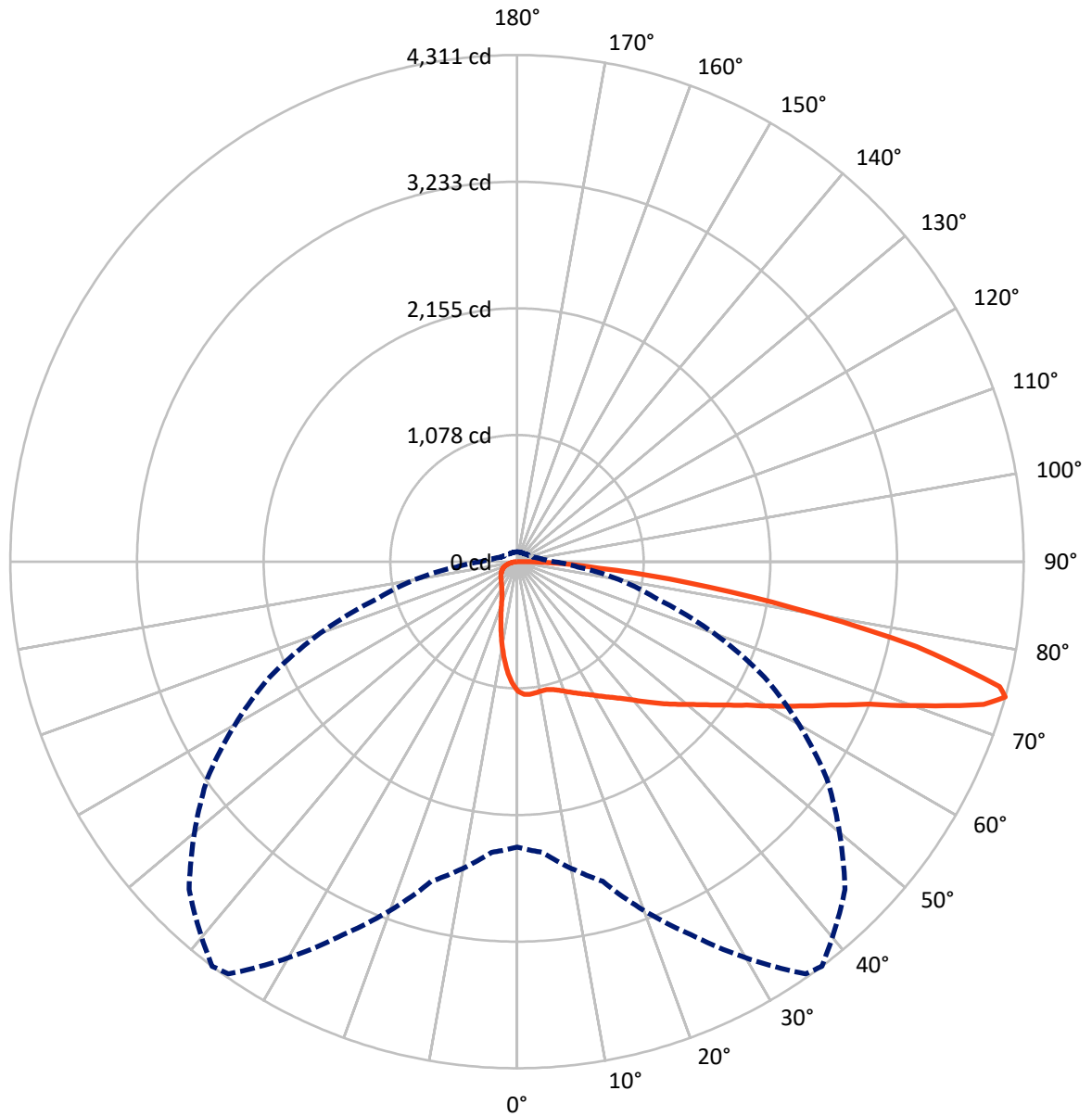
✕ Max cd
 - - - 1/2 Max cd



Based on 10 foot mounting height. Maximum calculated value = 11.2 fc
 Type IV - Short - N/A

REPORT NUMBER: P386277
CATALOG NUMBER: GWC-SA1D-830-U-SL4

Luminous Intensity Polar Plot



— Vertical Plane Through 37-Deg Lateral - - - Horizontal Cone Through 74-Deg Vertical



REPORT NUMBER: P386277

CATALOG NUMBER: GWC-SA1D-830-U-SL4

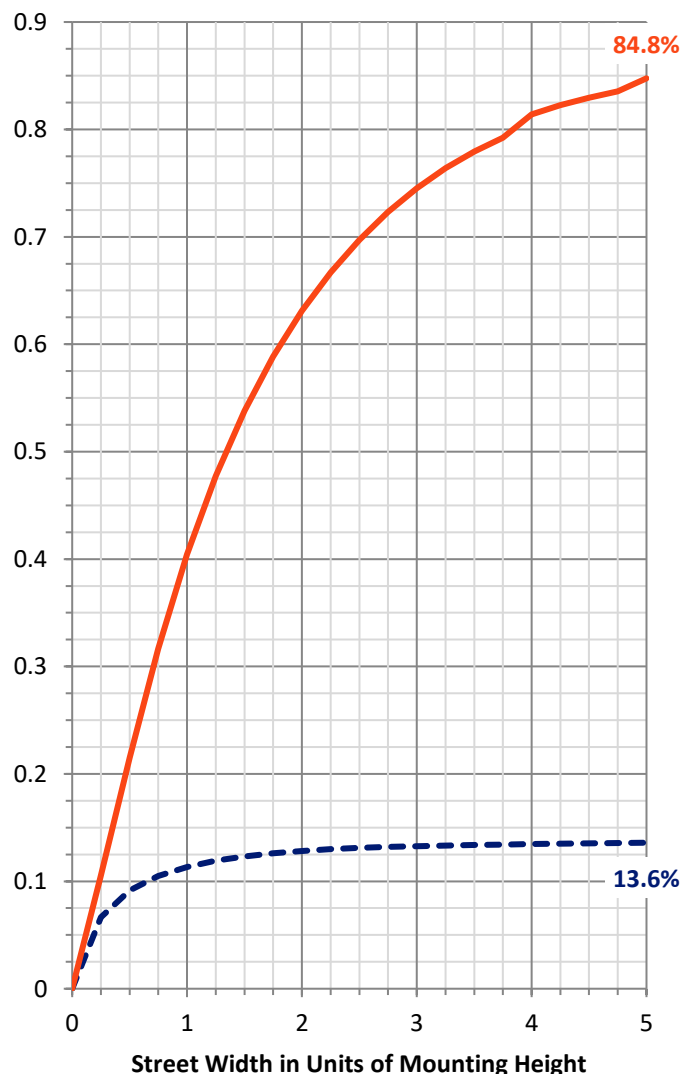
FLUX DISTRIBUTION:

		Downward	Upward	Total
House Side	Lumens	860.8	0.0	860.8
	% Fixture	13.8	0.0	13.8
Street Side	Lumens	5395.2	0.0	5395.2
	% Fixture	86.2	0.0	86.2
Total	Lumens	6256.0	0.0	6256.0
	% Fixture	100.0	0.0	100.0

ZONAL LUMENS:

Zone	Lumens	% Fixture
0°-10°	97.1	1.6
10°-20°	248.8	4.0
20°-30°	383.4	6.1
30°-40°	557.5	8.9
40°-50°	820.5	13.1
50°-60°	1152.3	18.4
60°-70°	1458.4	23.3
70°-80°	1284.2	20.5
80°-90°	253.9	4.1
90°-100°	0.0	0.0
100°-110°	0.0	0.0
110°-120°	0.0	0.0
120°-130°	0.0	0.0
130°-140°	0.0	0.0
140°-150°	0.0	0.0
150°-160°	0.0	0.0
160°-170°	0.0	0.0
170°-180°	0.0	0.0
0°-90°	6256.0	100.0
0°-180°	6256.0	100.0

Coefficient of Utilization



REPORT NUMBER: P386277

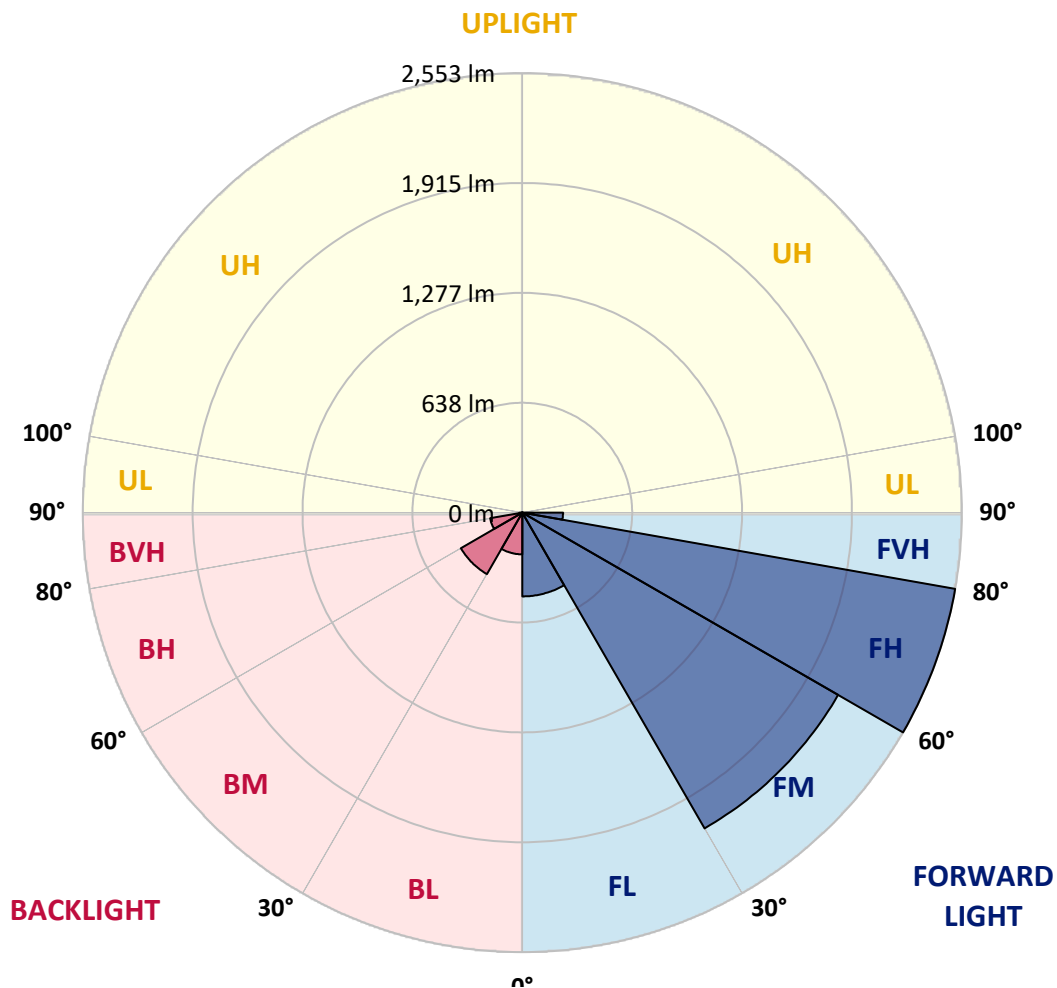
CATALOG NUMBER: GWC-SA1D-830-U-SL4

LUMINAIRE CLASSIFICATION SYSTEM LUMEN TABLE AND BUG RATING:

Zone	Lumens	% Fixture	Zone Rating/Lumen Limit		
			B	U	G
FL (0°-30°)	486.8	7.8			
FM (30°-60°)	2118.3	33.9			
FH (60°-80°)	2553.4	40.8			G2/5000
FVH (80°-90°)	236.7	3.8			G3/500
BL (0°-30°)	242.5	3.9	B1/500		
BM (30°-60°)	411.9	6.6	B1/1000		
BH (60°-80°)	189.2	3.0	B1/500		G1/500
BVH (80°-90°)	17.2	0.3			G1/100
UL (90°-100°)	0.0	0.0		U0/0	
UH (100°-180°)	0.0	0.0		U0/0	

BUG Rating: B1-U0-G3

Type IV Short





REPORT NUMBER: P386277

CATALOG NUMBER: GWC-SA1D-830-U-SL4

CANDELA DISTRIBUTION (FULL):

	0°	5°	15°	25°	35°	37°	45°	55°	65°	75°	85°
0°	1102.3	1102.3	1102.3	1102.3	1102.3	1102.3	1102.3	1102.3	1102.3	1102.3	1102.3
2.5°	1140.0	1140.2	1140.0	1138.2	1134.0	1130.5	1127.6	1123.4	1114.2	1107.1	1096.6
5°	1150.8	1149.4	1148.6	1145.3	1138.6	1134.7	1129.2	1121.2	1106.0	1091.9	1074.7
7.5°	1145.7	1144.2	1142.2	1138.2	1130.7	1127.4	1119.7	1109.3	1091.0	1072.5	1047.9
10°	1130.0	1129.6	1128.7	1127.8	1121.5	1118.8	1111.8	1100.7	1082.7	1060.2	1031.3
12.5°	1112.6	1113.7	1117.3	1121.9	1119.0	1117.7	1113.3	1105.8	1087.3	1063.1	1028.2
15°	1101.6	1104.7	1114.2	1126.3	1128.7	1128.3	1127.2	1122.3	1102.7	1075.8	1035.3
17.5°	1097.9	1102.9	1121.0	1141.1	1148.1	1149.7	1150.1	1141.7	1119.9	1091.5	1042.6
20°	1104.7	1111.1	1137.5	1165.1	1176.3	1177.2	1175.2	1160.7	1136.2	1104.9	1046.5
22.5°	1125.4	1131.2	1164.2	1195.3	1208.1	1209.4	1203.4	1181.4	1153.4	1120.8	1052.0
25°	1165.3	1172.4	1205.4	1236.5	1243.1	1243.3	1234.7	1207.4	1175.9	1143.1	1063.9
27.5°	1217.3	1224.4	1254.1	1284.5	1281.0	1279.0	1267.3	1240.0	1205.2	1173.7	1085.1
30°	1275.3	1283.0	1311.2	1332.8	1324.4	1320.4	1311.0	1275.7	1246.0	1215.6	1117.5
32.5°	1335.2	1342.3	1366.9	1381.7	1371.1	1369.4	1355.0	1322.9	1299.1	1279.5	1169.9
35°	1396.7	1401.8	1426.0	1434.4	1420.3	1419.8	1415.9	1386.3	1371.4	1380.6	1246.2
37.5°	1459.5	1460.8	1481.5	1482.0	1477.8	1479.6	1483.7	1465.2	1469.4	1498.3	1345.3
40°	1515.5	1519.0	1534.0	1538.6	1545.9	1552.1	1573.0	1560.9	1593.3	1644.4	1468.8
42.5°	1556.9	1563.7	1587.8	1599.7	1623.2	1632.9	1662.5	1673.7	1738.9	1815.6	1615.5
45°	1591.9	1602.5	1641.1	1665.5	1705.4	1722.4	1764.7	1802.4	1903.5	2001.4	1770.0
47.5°	1629.8	1643.3	1691.5	1738.3	1792.5	1811.6	1888.6	1945.0	2079.2	2188.3	1915.7
50°	1685.6	1696.0	1743.1	1816.5	1884.2	1908.8	2015.3	2096.1	2257.7	2366.3	2041.9
52.5°	1763.4	1759.4	1799.3	1902.2	1993.0	2023.4	2150.6	2257.0	2438.6	2527.4	2148.6
55°	1841.6	1835.0	1863.0	1991.9	2119.9	2151.9	2299.5	2418.5	2610.7	2672.4	2230.3
57.5°	1928.7	1916.1	1939.7	2093.1	2264.5	2302.6	2466.4	2590.2	2779.9	2789.6	2282.4
60°	2018.4	2001.4	2027.8	2218.4	2448.1	2493.0	2661.6	2757.7	2939.5	2883.5	2299.1
62.5°	2096.8	2084.9	2125.7	2358.4	2655.0	2704.4	2853.3	2935.7	3096.8	2922.5	2238.7
65°	2165.3	2167.3	2237.8	2515.7	2885.7	2938.4	3073.3	3155.2	3220.7	2899.4	2097.5
67.5°	2247.1	2258.3	2378.7	2722.9	3176.2	3233.9	3393.2	3394.6	3289.9	2763.6	1819.4
70°	2366.3	2389.5	2572.4	3010.2	3589.1	3668.5	3791.4	3535.2	3192.7	2395.6	1431.5
72.5°	2472.1	2515.3	2778.4	3339.0	4092.5	4152.6	4024.4	3454.1	2786.6	1795.3	891.8
74°	2429.1	2482.7	2815.9	3501.0	4282.0	4310.8	3945.7	3217.4	2323.3	1243.3	518.3
75°	2336.6	2394.7	2761.2	3499.5	4258.0	4241.9	3755.7	2947.0	1913.5	848.0	344.9
77.5°	1885.7	1947.2	2326.7	2999.2	3491.3	3476.1	2885.1	1976.9	838.1	278.1	175.2
80°	1096.3	1143.3	1444.3	1904.6	2354.2	2381.7	1897.4	978.2	329.7	156.2	118.8
82.5°	487.0	519.4	697.7	972.3	1420.7	1456.2	993.6	512.6	203.6	95.0	71.4
85°	319.5	343.6	423.5	463.0	676.5	700.8	486.4	399.1	134.4	52.2	52.4
87.5°	229.8	253.0	314.7	274.8	310.5	294.0	264.7	369.3	54.0	29.7	17.6
90°	0.0	0.0	0.0	0.0	0.0	0.0	0.0	0.0	0.0	0.0	0.0



REPORT NUMBER: P386277
 CATALOG NUMBER: GWC-SA1D-830-U-SL4

CANDELA DISTRIBUTION (continued):

	90°	95°	105°	115°	125°	135°	145°	155°	165°	175°	180°
0°	1102.3	1102.3	1102.3	1102.3	1102.3	1102.3	1102.3	1102.3	1102.3	1102.3	1102.3
2.5°	1091.9	1088.4	1080.5	1065.5	1057.1	1050.1	1038.4	1031.5	1028.5	1028.2	1029.6
5°	1064.8	1056.7	1036.2	1011.1	991.0	972.7	950.0	936.3	926.6	920.9	922.5
7.5°	1033.3	1020.5	988.4	948.2	916.1	880.6	845.6	824.6	808.3	796.2	798.4
10°	1011.7	994.1	947.1	889.4	835.9	784.3	736.0	707.2	684.2	666.6	667.9
12.5°	1004.4	980.6	915.6	838.5	763.4	692.8	629.8	585.5	561.9	541.9	543.4
15°	1005.5	973.6	889.2	792.7	698.1	609.3	532.9	481.1	449.1	435.2	435.4
17.5°	1006.4	965.4	861.4	743.5	633.6	531.3	448.2	395.8	365.6	352.8	353.0
20°	1003.6	952.2	827.0	687.1	566.1	459.7	379.3	334.7	311.8	301.9	301.9
22.5°	999.8	936.6	788.3	630.5	499.6	397.5	329.9	296.0	282.7	276.1	275.9
25°	1001.6	924.9	748.6	572.3	438.3	348.0	297.1	274.6	265.8	261.6	261.4
27.5°	1011.1	919.4	712.0	514.3	384.8	310.7	275.0	259.2	253.4	250.8	250.8
30°	1028.2	919.4	673.9	465.0	340.2	283.2	258.1	247.3	243.3	241.5	241.5
32.5°	1058.2	924.4	637.1	416.1	304.8	261.6	243.9	236.7	233.6	232.7	232.7
35°	1109.8	941.6	601.2	369.8	276.1	243.9	230.5	226.3	224.1	223.9	224.6
37.5°	1182.3	976.7	567.4	335.6	255.8	229.6	219.3	216.0	214.6	215.7	216.6
40°	1273.5	1024.3	536.8	304.8	240.4	218.2	208.9	206.7	206.0	207.6	208.9
42.5°	1383.7	1088.6	511.7	282.5	228.5	208.5	200.1	197.5	196.8	198.6	200.3
45°	1502.9	1157.8	494.1	266.0	219.3	201.2	192.4	189.5	188.2	189.1	191.1
47.5°	1611.3	1223.3	487.0	254.3	210.5	195.0	185.6	182.0	179.8	179.4	180.9
50°	1702.8	1272.0	490.3	247.3	203.4	188.2	178.9	175.0	171.7	169.7	170.8
52.5°	1769.3	1302.6	493.4	244.2	197.9	180.7	171.7	167.9	163.5	160.2	160.2
55°	1817.6	1309.6	486.6	241.7	193.7	172.5	163.5	160.0	155.6	151.8	151.4
57.5°	1836.6	1289.8	461.2	238.2	190.8	164.8	154.9	152.3	148.5	144.1	143.9
60°	1811.0	1228.6	412.3	230.7	187.1	158.4	146.3	144.6	142.8	138.6	138.4
62.5°	1708.3	1094.1	349.1	215.5	179.6	151.6	138.4	139.3	139.5	136.6	136.2
65°	1522.1	909.5	287.4	195.7	168.4	143.5	130.2	134.4	136.8	136.4	135.7
67.5°	1251.5	707.8	243.5	174.8	153.6	132.2	121.4	126.3	128.3	129.8	129.4
70°	928.9	499.1	201.4	152.7	135.7	119.0	110.0	112.4	111.1	112.8	113.5
72.5°	517.9	299.5	164.2	130.7	117.2	103.6	97.2	96.7	93.9	93.9	93.9
74°	310.7	219.7	144.3	117.0	106.0	93.4	87.9	85.9	83.3	83.5	83.3
75°	249.9	188.9	132.4	108.0	98.1	87.5	82.0	79.3	77.3	77.3	77.1
77.5°	157.8	143.5	106.7	85.9	78.5	72.1	68.3	64.8	64.8	64.6	64.3
80°	119.2	114.2	83.1	65.0	60.2	55.3	52.9	51.3	51.3	52.0	51.8
82.5°	81.8	85.9	58.4	45.4	43.0	39.4	39.0	39.2	38.6	37.7	37.5
85°	59.7	64.6	39.4	28.6	26.2	24.0	25.8	26.7	25.6	23.6	22.7
87.5°	22.9	42.3	21.2	11.9	11.0	9.5	11.0	11.5	12.3	9.7	9.9
90°	0.0	0.0	0.0	0.0	0.0	0.0	0.0	0.0	0.0	0.0	0.0

Signify Classified - Internal
Cooper Lighting Solutions Photometric Lab
1121 Highway 74 South
Peachtree City, GA 30269

Scaled Data Report



Report Generated By 670245982

Signify Classified - Internal
Cooper Lighting Solutions Photometric Lab
1121 Highway 74 South
Peachtree City, GA 30269

Scaled Data Report



Signify Classified - Internal
Cooper Lighting Solutions Photometric Lab
1121 Highway 74 South
Peachtree City, GA 30269

Scaled Data Report



Signify Classified - Internal
Cooper Lighting Solutions Photometric Lab
1121 Highway 74 South
Peachtree City, GA 30269

Scaled Data Report



Signify Classified - Internal
Cooper Lighting Solutions Photometric Lab
1121 Highway 74 South
Peachtree City, GA 30269

Scaled Data Report



--- HS — SS

Signify Classified - Internal
Cooper Lighting Solutions Photometric Lab
1121 Highway 74 South
Peachtree City, GA 30269

Scaled Data Report



u

Signify Classified - Internal
Cooper Lighting Solutions Photometric Lab
1121 Highway 74 South
Peachtree City, GA 30269

Scaled Data Report



Signify Classified - Internal
Cooper Lighting Solutions Photometric Lab
1121 Highway 74 South
Peachtree City, GA 30269

Scaled Data Report



(END OF REPORT)